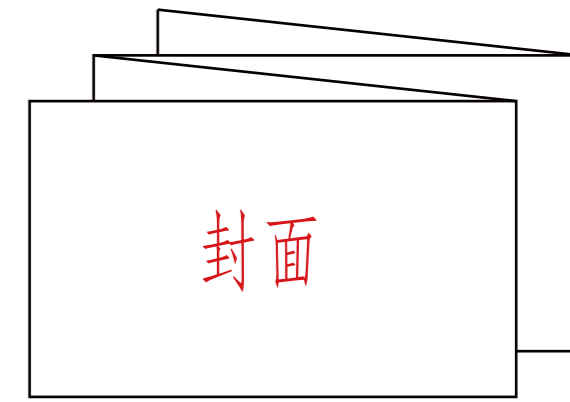


标记	变更内容	版本	变更者	日期
	初版发行	V0.1	朱梦缘	20250620
	受控发行	V1.0	朱梦缘	20250623
	天线尺寸变更, 增加下载二维码	V2.0	朱梦缘	20250707
	修改参数内容	V3.0	陈凤莲	20250811
	修改参数和天线	V4.0	陈凤莲	20251224



封面

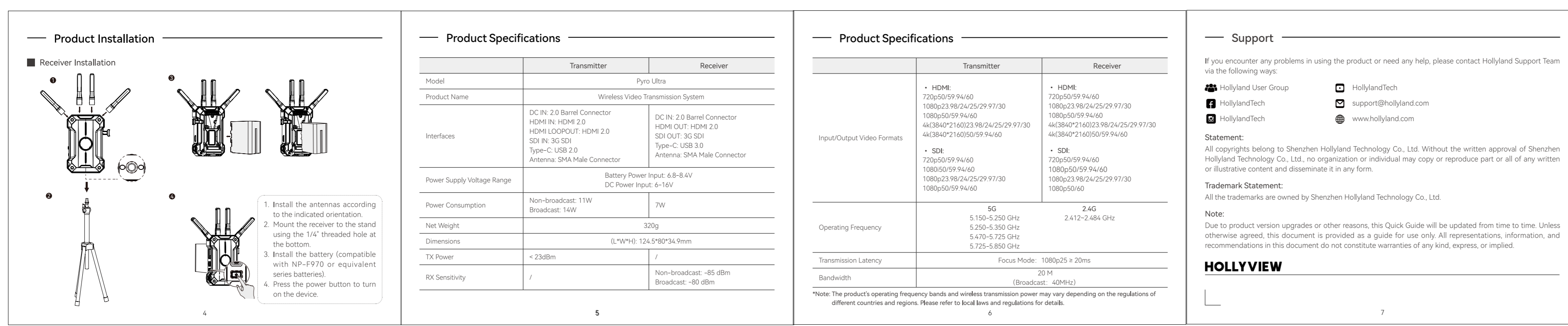
正面



封面

风琴折

反面



技术要求:

- * 材质: 100g 白牛皮
- * 尺寸: 单页: 100*125mm, 展开: 100*500mm, 8P
- * 工艺: 双面印刷, 风琴折
- * 印刷颜色: 单色印刷
- * 公差: ±1mm
- * 图案、文字、颜色按平面设计; 印刷清晰、准确、完整; 油墨附着力好, 手指轻拭后不脱落
- * 表面洁净, 无脏污, 无撕裂, 无破损, 表面无明显压痕、折痕
- * 所有材料及相关加工工艺需符合RoHS及TSCA指令标准, 所有材料及其原料必须和上述规格型号一致, 且未经许可不得擅自更改;
- * 来货外包装必须符合环保要求, 并打上“RoHS”及“TSCA”标记

投影法		深圳市昊一源科技有限公司			
比例	1:1	材料	100g 白牛皮	项目名称	V9851
设计	陈凤莲 20250811	版本	V4.0	零件名称	V9851_英文快速操作指南
审核	袁旻婧 20250811	图幅	/ 公制	图纸编号	HY-PRT_PG_08_479
批准	苏列攀 20250811	第 1 张	共 1 张	零件编号	



Pyro Ultra

Quick Guide

V1.0

Preface

Thank you for choosing the **Pyro Ultra** Wireless High-Definition Video Transmission System. This product features the latest image encoding and decoding technology, combined with dual-band (5G & 2.4G) wireless transmission technology, enabling ultra-low latency video transmission.

EN Please read this Quick Guide carefully. We wish you a pleasant experience. To obtain Quick Guide information in other languages, please scan the QR code below.

DE Bitte lesen Sie diese Kurzanleitung gründlich. Wir wünschen Ihnen ein angenehmes Erlebnis. Für die Kurzanleitung in einer anderen Sprache scannen Sie bitte den folgenden QR-Code.

ES Lea atentamente esta Guía rápida. Le deseamos una agradable experiencia. Para obtener información de la Guía rápida en otros idiomas, escanee el código QR que aparece a continuación.

FR Veuillez lire attentivement ce guide rapide. Nous espérons que votre expérience sera des plus agréables. Pour obtenir des informations sur le guide rapide dans d'autres langues, veuillez scanner le code QR ci-dessous.

IT Leggi questa Guida introduttiva rapida. Ti auguriamo un'esperienza piacevole. Per ottenere informazioni sulla Guida introduttiva rapida in altre lingue, scansiona il codice QR qui sotto.

PT Leia este Guia Rápido com cuidado. Desejamos que você tenha uma experiência agradável. Para obter informações do Guia Rápido em outros idiomas, digitalize o código QR abaixo.

Preface

TC 請仔細閱讀本快速指南。我們祝您體驗愉快。若要取得其他語言的快速指南資訊，請掃描下面的 QR 碼。

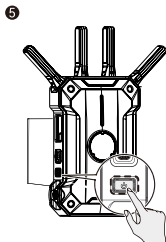
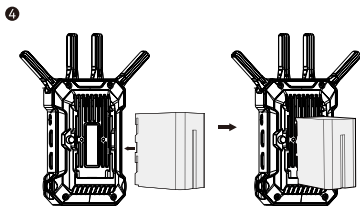
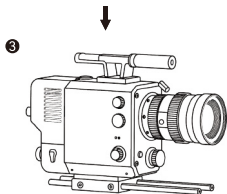
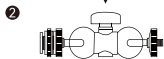
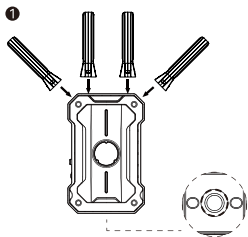
KR 이 빠른 가이드를 주의 깊게 읽으십시오. 즐거운 경험 되시길 바랍니다. 빠른 가이드 정보를 다른 언어로 알아보려면 아래 QR 코드를 스캔하십시오.

JP クイックガイドを熟読してください。ご体験をお楽しみください。他の言語でクイックガイド情報を取得するには、以下の QR コードをスキャンしてください。



Product Installation

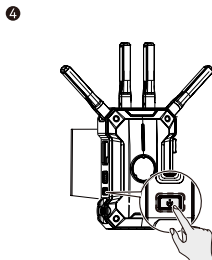
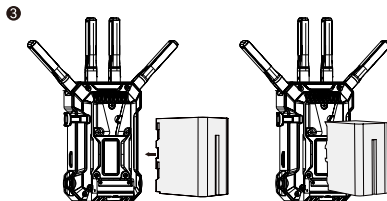
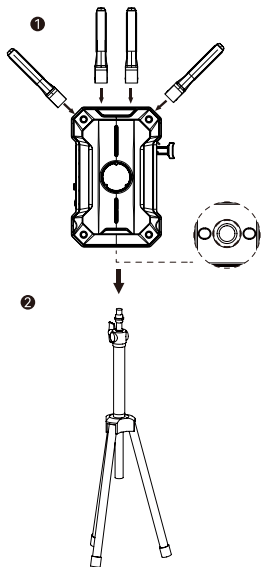
Transmitter Installation



1. Install the antennas according to the indicated orientation.
2. Mount the transmitter to the camera using the double ball head with cold shoe mount.
3. Connect the transmitter to the camera via HDMI or SDI cables.
4. Install the battery (compatible with NP-F970 or equivalent series batteries).
5. Press the power button to turn on the device.

Product Installation

Receiver Installation



1. Install the antennas according to the indicated orientation.
2. Mount the receiver to the stand using the 1/4" threaded hole at the bottom.
3. Install the battery (compatible with NP-F970 or equivalent series batteries).
4. Press the power button to turn on the device.

Product Specifications

	Transmitter	Receiver
Model	Pyro Ultra	
Product Name	Wireless Video Transmission System	
Interfaces	DC IN: 2.0 Barrel Connector HDMI IN: HDMI 2.0 HDMI LOOPOUT: HDMI 2.0 SDI IN: 3G SDI Type-C: USB 2.0 Antenna: SMA Male Connector	DC IN: 2.0 Barrel Connector HDMI OUT: HDMI 2.0 SDI OUT: 3G SDI Type-C: USB 3.0 Antenna: SMA Male Connector
Power Supply Voltage Range	Battery Power Input: 6.8-8.4V DC Power Input: 6-16V	
Power Consumption	Non-broadcast: 11W Broadcast: 14W	7W
Net Weight	320g	
Dimensions	(L*W*H): 124.5*80*34.9mm	
TX Power	< 23dBm	/
RX Sensitivity	/	Non-broadcast: -85 dBm Broadcast: -80 dBm

Product Specifications

	Transmitter	Receiver
Input/Output Video Formats	<ul style="list-style-type: none"> • HDMI: 720p50/59.94/60 1080p23.98/24/25/29.97/30 1080p50/59.94/60 4k(3840*2160)23.98/24/25/29.97/30 4k(3840*2160)50/59.94/60 • SDI: 720p50/59.94/60 1080i50/59.94/60 1080p23.98/24/25/29.97/30 1080p50/59.94/60 	<ul style="list-style-type: none"> • HDMI: 720p50/59.94/60 1080p23.98/24/25/29.97/30 1080p50/59.94/60 4k(3840*2160)23.98/24/25/29.97/30 4k(3840*2160)50/59.94/60 • SDI: 720p50/59.94/60 1080p50/59.94/60 1080p23.98/24/25/29.97/30 1080p50/60
Operating Frequency	<p style="text-align: center;">5G</p> 5.150-5.250 GHz 5.250-5.350 GHz 5.470-5.725 GHz 5.725-5.850 GHz	<p style="text-align: center;">2.4G</p> 2.412~2.484 GHz
Transmission Latency	Focus Mode: 1080p25 ≥ 20ms	
Bandwidth	20 M (Broadcast: 40MHz)	

*Note: The product's operating frequency bands and wireless transmission power may vary depending on the regulations of different countries and regions. Please refer to local laws and regulations for details.

Support

If you encounter any problems in using the product or need any help, please contact Hollyland Support Team via the following ways:

 Hollyland User Group

 HollylandTech

 HollylandTech

 support@hollyland.com

 HollylandTech

 www.hollyland.com

Statement:

All copyrights belong to Shenzhen Hollyland Technology Co., Ltd. Without the written approval of Shenzhen Hollyland Technology Co., Ltd., no organization or individual may copy or reproduce part or all of any written or illustrative content and disseminate it in any form.

Trademark Statement:

All the trademarks are owned by Shenzhen Hollyland Technology Co., Ltd.

Note:

Due to product version upgrades or other reasons, this Quick Guide will be updated from time to time. Unless otherwise agreed, this document is provided as a guide for use only. All representations, information, and recommendations in this document do not constitute warranties of any kind, express, or implied.

HOLLYVIEW
